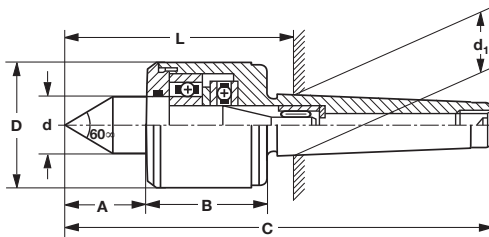


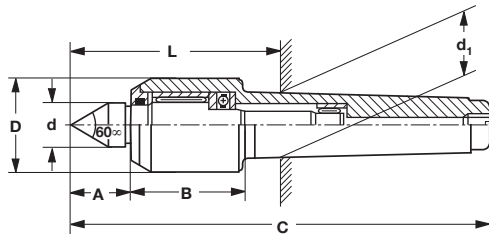
General purpose

Model No.	Morse taper	D mm	d mm	d ₁ mm	L mm	A mm	B mm	C mm	Max workpiece weight kg	Max speed r.p.m.	Max runout mm	Packaging style	Weight g
M1	1	28	10	12.06	51	16	30	105	80	3800	0.008	Individual box	200
M2	2	41	18	17.78	75	25	40	139	180	3800			550
M3	3	50	23	23.82	90	34	48	172	270	3500			970
M4	4	60	25	31.26	99	35	52	202	550	3500			1550
M5	5	75	38	44.39	130	52	65	259	1000	3000	0.012		3200
M6	6	96	50	63.34	156	65	82	338	1500	2600	0.015		7500



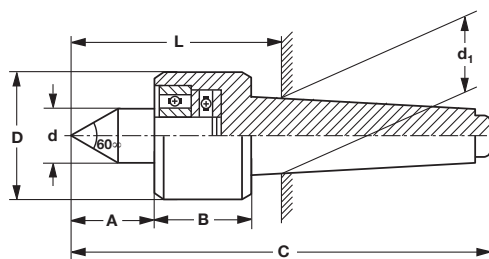
Reduced body diameter

Model No.	Morse taper	D mm	d mm	d ₁ mm	L mm	A mm	B mm	C mm	Max workpiece weight kg	Max speed r.p.m.	Max runout mm	Packaging style	Weight g
MR2	2	32	15	17.78	62	20	37	128	200	6000	0.005	Individual box	300
MR3	3	34	15	23.82	63	20	38	141	400	6000	0.005		500
MR4	4	42	20	31.26	76	26	42	180	800	6000	0.005		1000
MR5	5	58	30	44.39	105	35	62	238	1200	4000	0.008		2500




Woodworking

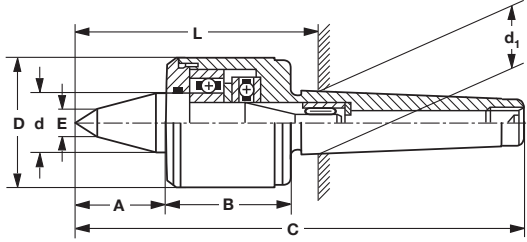
Model No.	Morse taper	D mm	d mm	d ₁ mm	L mm	A mm	B mm	C mm	Max workpiece weight kg	Max speed r.p.m.	Max runout mm	Packaging style	Weight g
MW1	1	32	15	12.06	53.5	20	26.8	108	2.5	6200	0.03	Individual box	215
MW2	2	32	15	17.78	56.8	20	28.1	119	4	6200	0.03		280



Extended point for copy turning machines



Model No.	Morse taper	D mm	d mm	d ₁ mm	L mm	A mm	B mm	C mm	E mm	Max workpiece weight kg	Max speed r.p.m.	Max runout mm	Packaging style	Weight g
MC3	3	50	23	23.82	90	35	48	171	11	270	4200	0.008	Individual box	970
MC4	4	60	25	31.26	101	39	52	205	14	550	3800			1550
MC5	5	75	38	44.39	131	53	65	260	20	1000	3000	0.012		3200



Reduced body diameter extended point for copy turning machines



Model No.	Morse taper	D mm	d mm	d ₁ mm	L mm	A mm	B mm	C mm	E mm	Max workpiece weight kg	Max speed r.p.m.	Max runout mm	Packaging style	Weight g
MRC2	2	32	15	17.78	71	29	37	137	8	150	6000	0.005	Individual box	300
MRC3	3	34	15	23.82	73	30	38	151	8	300	6000			500
MRC4	4	42	20	31.26	86	36	42	190	10	700	6000	0.01		1000
MRC5	5	58	30	44.39	116	46	62	249	12	1000	4000		2500	

